



Premier Lockers

NEW ZEALAND'S LOCKER SPECIALIST



FLUSH FRONT LOCKER

Steelco Flush Door Steel Lockers feature a design that includes a flush door closing mechanism. These lockers have been designed to fit into any modern commercial space, with a wide range of customisation options to make the units unique.

KEY FEATURES



Flush-mounted doors with 180-degree opening capability

Anti-Vandal hinge design with a full-length steel rod

Optional hard-wired smart locker system

High-quality powder-coated finish

Environmentally friendly 100% recyclable steel

Extra thick steel door and kickplate design increases durability in harsh education environments

Optional GPO and USB connections

10-year product warranty



P: 0800 146 199

www.premier-lockers.co.nz

sales@premier-lockers.co.nz

TECHNICAL SPECIFICATIONS

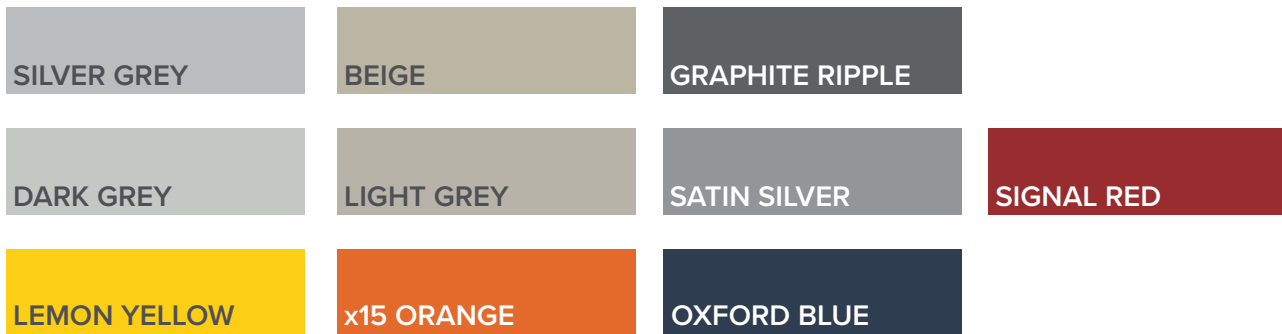
CODE	DESCRIPTION	DIMENSIONS
FLK-1T400	Steelco 1 Door Flush Front Locker*	1890H x 400W x 500D
FLK-2T400	Steelco 2 Door Flush Front Locker	1890H x 400W x 500D
FLK-3T400	Steelco 3 Door Flush Front Locker	1890H x 400W x 500D
FLK-4T400	Steelco 4 Door Flush Front Locker	1890H x 400W x 500D
FLK-6T400	Steelco 6 Door Flush Front Locker *	1890H x 400W x 500D
FLK-8T400	Steelco 8 Door Flush Front Locker *	1890H x 400W x 500D
FLK-1T400L	Small Steelco 1 Door Flush Front Locker *	1200H x 400W x 500D
FLK-2T400L	Small Steelco 2 Door Flush Front Locker *	1200H x 400W x 500D

Height Includes 90mm Plinth
* Not a stocked item

STOCK COLOURS



OPTIONAL COLOUR RANGE



Custom colours available on request, contact your local sales representative for more information.

LOCK OPTIONS

1. Key Lock
2. Pad-latch Lock
3. Combination Locks
4. Digital Locks
5. RFID Locks
6. Fingerprint Lock





We have a wide variety of lock options to choose from, with varying features and locker compatibility. To discuss which locks would best suit your needs and your locker of preference, contact your local sales representative.

P: 0800 146 199
www.premier-lockers.co.nz
sales@premier-lockers.co.nz

PERFORATION OPTIONS

1. Square Holes
2. Round Edge Staggered Slots
3. Circular Holes
4. Circular Staggered Holes
5. Diamond Holes
6. Angled Round Edge Slots



OPTIONAL ACCESSORIES

Flush Front Lockers can be fitted with a range of accessories to enhance the usability and offer more features to users. See below for a list of available accessories:

- Sloping Top
- Bench Seat and Stand
- Island Bench
- Plinths
- Locker stand
- Numbering
- Corner infill
- 240V Power Outlet
- USB Charging
- Mail slot
- Laminated MDF Doors
- Acoustic backing to doors
- Smart Locker Screens & Cable Management
- Plinth Cable Draw

For more details on the available accessories, please contact your local sales representative.

PRODUCT CUSTOMISATION

We focus on delivering products to our customers that meet their specific requirements. As a result of our manufacturing capabilities, if you're looking for a custom size, colour or product, chances are we can do it! Contact your local sales representative for more information.